

Butterfly Valve c/w Signal Gearbox - Wafer End

Model: BWB-8, BWB-12

Technical Features

- Flange Standard: ANSI 125 / 150, DIN2501 PN10/16
- Connection: Wafer End
- Sizes: 2", 2½", 3", 4", 5", 6", 8", 10", 12"
- Approvals: UL
- Maximum Working Pressure: 300 PSI (Maximum Testing Pressure: 600 PSI) conforms to UL1091 & ULC / ORD-C1091 & FM 1112
- Maximum Working Temperature: 80°C / 176°F
- Application: Indoor & Outdoor Use, Fire inflow water, drain pipe, high-rising building fire fighting system, industrial factory building fire protection system
- Coating Details: Epoxy coated interior and exterior by Electrostatic Spray or coating upon request
- Disc: Ductile Iron EPDM Rubber Encapsulated
- Top Flange Standard: ISO 5211
- Certified lead-free by NSF / ANSI 61 & NSF / ANSI 372 is available

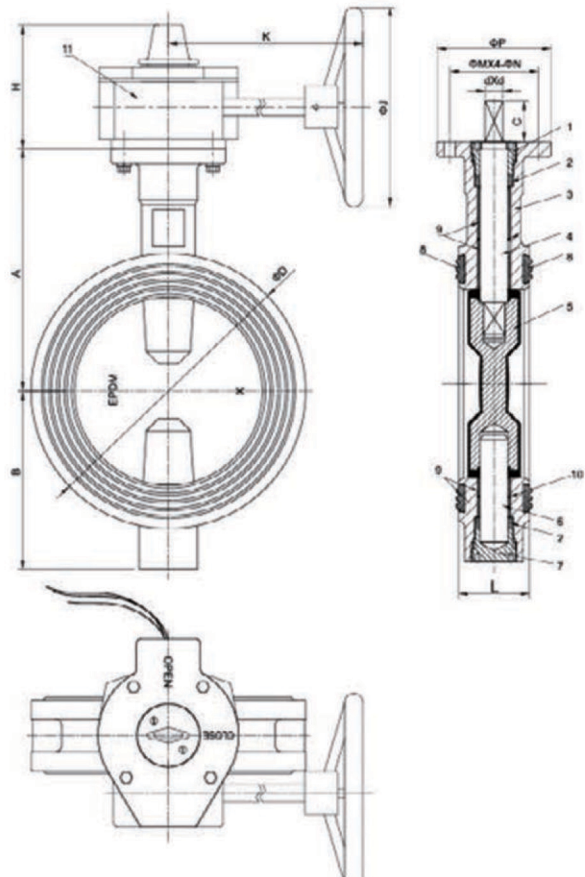


Valve Material List

NO.	Description	Material	Standard
1	Upper Shaft Sealing Nut	WCB	ASTM A216
2	Shaft Seal	EPDM	ASTM D2000
3	Body	Ductile Iron	ASTM A536 Grade 65-45-12
4	Upper Shaft	416 Stainless Steel	ASTM A582
5	Disc+Rubber Seat	Ductile Iron+EPDM	ASTM A536+ASTM D2000
6	Lower Shaft	416 Stainless Steel	ASTM A582
7	Lower Shaft Sealing Nut	WCB	ASTM A216
8	End Face Seal	EPDM	ASTM D2000
9	Stem Bushing	PTFE / C95400	
10	O-Ring	EPDM	ASTM D2000
11	Gearbox		

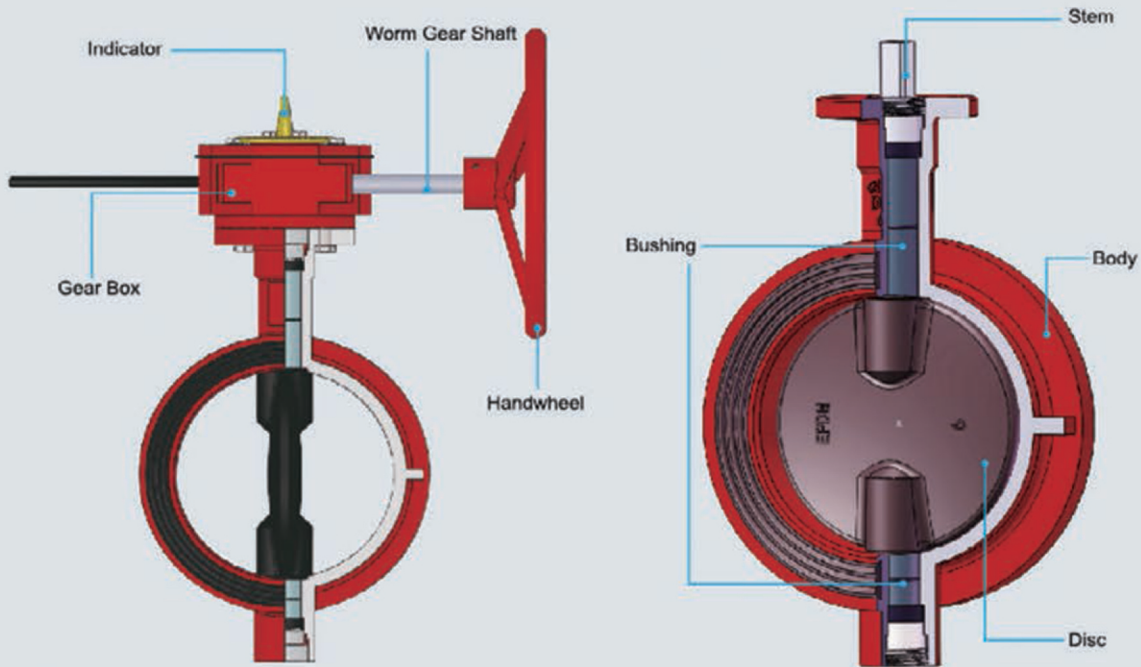
Dimensions

Size	A	B	C	D	H	K	J	P	M	N	d	L	
2"	110	85	32	100	111	153	218	152	90	70	9	10	42
2½"	125	95	32	112	111	153	218	152	90	70	9	10	44.2
3"	140	100	32	120	111	153	218	152	90	70	9	11	45.3
4"	160	100	32	161	111	153	218	152	90	70	9	14	52
5"	170	125	32	182	111	153	218	152	90	70	9	14	54.4
6"	190	140	32	216	111	153	218	200	90	70	9	16	55.8
8"	230	175	32	260	126	210	232	300	125	102	12	19	60.5
10"	260	200	45	320	126	210	232	300	125	102	12	24	66.5
12"	300	240	45	375	161	249	350	150	125	14	26	76.9	

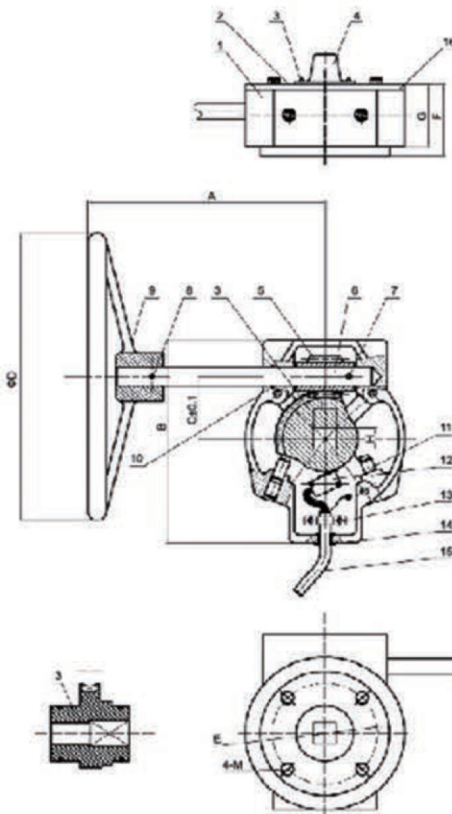




3D Pictures



Gearbox Drawing



Gearbox Material List

NO.	Description	Material	Standard
1	Gear Body	Ductile Iron	ASTM A536 Grade 65-45-12
2	Gear Cover	Ductile Iron	ASTM A536 Grade 65-45-12
3	Worm Wheel	Ductile Iron	ASTM A536 Grade 65-45-12
4	Indicator	Ductile Iron	ASTM A536 Grade 65-45-12
5	Worm	Steel	
6	Handwheel Shaft	Steel	
7	Pin	416 Stainless Steel	ASTM A582
8	Pin	416 Stainless Steel	ASTM A582
9	Handwheel	Ductile Iron	ASTM A536 Grade 65-45-12
10	O-Ring	EPDM	ASTM D2000
11	Set Screw	Steel	
12	Signal Switch	Switch Assembly	
13	Clip	Nylon	
14	Sealing Ring	EPDM	ASTM D2000
15	Wire	Wire	
16	Gasket	EPDM	ASTM D2000

Dimensions

Gearbox	Valve	A	B	C	D	E	F	G	H	M	
24:1	2"-2½"	153	218	164	45	152	70	65	58	10	M8
24:1	3"	153	218	164	45	152	70	65	58	11	M8
24:1	4"-5"	153	218	164	45	152	70	65	58	14	M8
24:1	6"	153	218	164	45	200	70	65	58	16	M8
30:1	8"	210	232	205	63	300	102	79	67	19	M10
30:1	10"	210	232	205	63	300	102	79	67	22	M10
80:1	12"	249	284	120	350	125	118	110	24	M12	